



Jive Interactive Intranet

## 9.x User Guide

Skype for Business Connector

# Notices

---

For details, see the following topics:

- [Notices](#)
- [Third-party acknowledgments](#)

## Notices

Copyright © 2000–2021. Aurea Software, Inc. (“Aurea”). All Rights Reserved. These materials and all Aurea products are copyrighted and all rights are reserved by Aurea.

This document is proprietary and confidential to Aurea and is available only under a valid non-disclosure agreement. No part of this document may be disclosed in any manner to a third party without the prior written consent of Aurea. The information in these materials is for informational purposes only and Aurea assumes no responsibility for any errors that may appear therein. Aurea reserves the right to revise this information and to make changes from time to time to the content hereof without obligation of Aurea to notify any person of such revisions or changes.

You are hereby placed on notice that the software, its related technology and services may be covered by one or more United States (“US”) and non-US patents. A listing that associates patented and patent-pending products included in the software, software updates, their related technology and services with one or more patent numbers is available for you and the general public’s access at <https://markings.ip-dynamics.ai/esw/> (the “Patent Notice”) without charge. The association of products-to-patent numbers at the Patent Notice may not be an exclusive listing of associations, and other unlisted patents or pending patents may also be associated with the products. Likewise, the patents or pending patents may also be associated with unlisted products. You agree to regularly review the products-to-patent number(s) association at the Patent Notice to check for updates.

Aurea and Aurea Software are registered trademarks of Aurea Software, Inc. in the United States and/or other countries. Additional Aurea trademarks, including registered trademarks, are available at: <https://www.aurea.com/legal/trademarks/>. Jive is a registered trademark of Jive Software, Inc. in the United States and/or other countries. Additional Jive trademarks, including registered trademarks, are available at: <https://www.jivesoftware.com/legal/>.

---

## Third-party acknowledgments

The following third-party trademarks may appear in one or more Jive guides:

- Amazon is a registered trademark of Amazon Technologies, Inc.
- Apache and Derby is a trademark of Apache Software Foundation.
- Chrome is a trademark of Google Inc.
- Eclipse is a registered trademark of the Eclipse Foundation, Inc.
- HP-UX is a registered trademark of Hewlett-Packard Development Company, L.P.
- IBM, AIX, DB2, and WebSphere are registered trademarks of International Business Machines Corporation.
- Intel and Pentium are registered trademarks of Intel Corporation in the U.S. and/or other countries.
- JBoss is a registered trademark, and CentOS is a trademark, of Red Hat, Inc. in the U.S. and other countries.
- Linux is a registered trademark of Linus Torvalds.
- Microsoft, Active Directory, Internet Explorer, SharePoint, SQL Server, Visual Studio, and Windows are registered trademarks or trademarks of Microsoft Corporation in the United States and/or other countries.
- Mozilla and Firefox are registered trademarks of the Mozilla Foundation.
- Oracle and Java are registered trademarks of Oracle and/or its affiliates.
- Progress and OpenEdge are registered trademarks of Progress Software Corporation or one of its subsidiaries or affiliates in the U.S. and other countries.
- Red Hat and Red Hat Enterprise Linux are registered trademarks of Red Hat, Inc. in the U.S. and other countries.
- SAP and SAP NetWeaver are registered trademarks of SAP SE in Germany and in several other countries.
- SUSE is a registered trademark of SUSE, LLC.
- Ubuntu is a registered trademark of Canonical Limited in the United States and/or other countries.
- UNIX is a registered trademark of The Open Group in the United States and other countries.

All other marks contained herein are for informational purposes only and may be trademarks of their respective owners.

---

---

# Table of Contents

<b>Aurea global support.....</b>	<b>5</b>
<b>Chapter 1: Skype for Business.....</b>	<b>6</b>
Requirements for Skype for Business.....	6
Using Jive Connector for Skype for Business.....	6

# Aurea global support

---

If you encounter a problem while using an Aurea product or require assistance with downloading the software or upgrading a product release, please, try to:

- Search the articles on the [Aurea Knowledge Base](#) for solutions to your issues.
- Search the product documentation and other product-related information that are also available on [Support Central](#).

If you still cannot find a solution, open a ticket on [Aurea Support Central](#). Information about the support organization is available on [Support Portal](#) as well.

You can also find the setup files on [Support Portal](#).

For information about purchasing an upgrade or professional services, contact your account executive. If you do not know who your account executive is, or for other queries, contact us through our [website](#).

# 1

## Skype for Business

---

*The Skype for Business connector allows one-click access to voice calls and chat using Skype for Business and Lync as the clients.*

For details, see the following topics:

- [Requirements for Skype for Business](#)
- [Using Jive Connector for Skype for Business](#)

## Requirements for Skype for Business

To enable connections to Skype for Business (Lync) you need to meet the following requirements.

### Jive side

- You should have an email address, or phone number, or both, specified in your profile.




### Skype for Business

- The latest version of Skype for Business (previously Lync).

## Using Jive Connector for Skype for Business

Jive Connector for Skype for Business enables you to chat or talk on the phone with community users directly from Jive.

If your community manager has enabled **Jive Connector for Skype for Business** in your community and you have the required profile fields configured, you can launch it from the following locations within Jive:

- Using the Skype for Business icon  on the hover card of a user. The user is automatically added as a participant. You can also directly initiate a call or a chat with the user using the Skype for Business phone  and Skype for Business chat  icons on the hover card.
- Using the **Start Skype for Business** option from the **Action** drop-down within any Place, User profile, Group, or Content. The Followers of the Place, Group or Content are automatically added as participants in the conversation. Additionally, in the case of Content, the participants also include users who performed any

activity in it. For example, users who liked or added comments on the content or who took any action on the Content from the Action list etc.

- From the **Create** and **Apps** menus. Here you are required to add participants manually.

Follow these instructions to start using the Skype for Business connector:

1. Make sure you have an email address and a phone number configured in your user profile. If you don't have these details configured, other users won't be able to contact you through Skype for Business connector. The email address is required for chat, and the phone number is required for calling. Click **Edit Profile** under your name or avatar and provide these details. Try contacting your community manager if you are not able to edit the required fields.
2. Launch Skype for Business connector from any location as specified above. The first time you do this, the browser prompts you to select a program. Select Skype for Business connector. The next time you launch a voice or chat session, Jive will remember your selection.

---

**Note:** In case of any trouble, make sure that your browser is not configured to use a different program for the xmpp chat protocol or tel protocol, which controls instant messaging and voice calls, respectively. For example, if your browser is set to launch chat in Adium, you won't be able to connect to Skype for Business connector until you change your browser default settings. For help changing the browser default settings, contact your community manager.

---